

Name: _____

Exam Style Questions



Constructing Triangles

Corbettmaths

Ensure you have: Pencil, pen, ruler, protractor, pair of compasses and eraser

You may use tracing paper if needed

Guidance

1. Read each question carefully before you begin answering it.
2. Don't spend too long on one question.
3. Attempt every question.
4. Check your answers seem right.
5. Always show your workings

Revision for this topic

Secondary

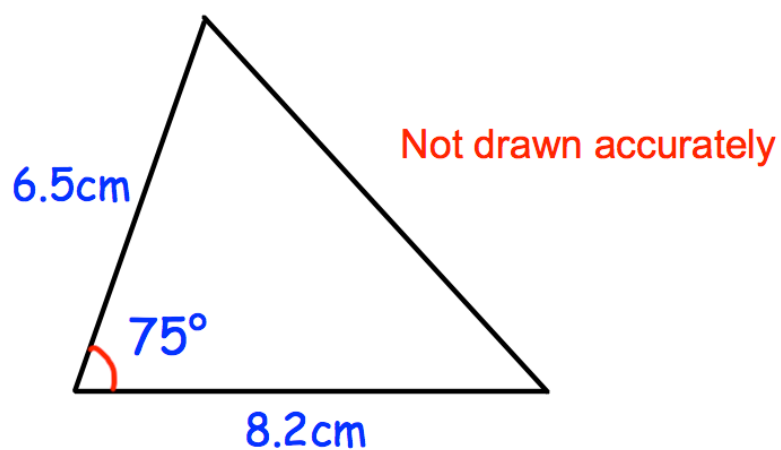
Video 81

Video 82

Video 83

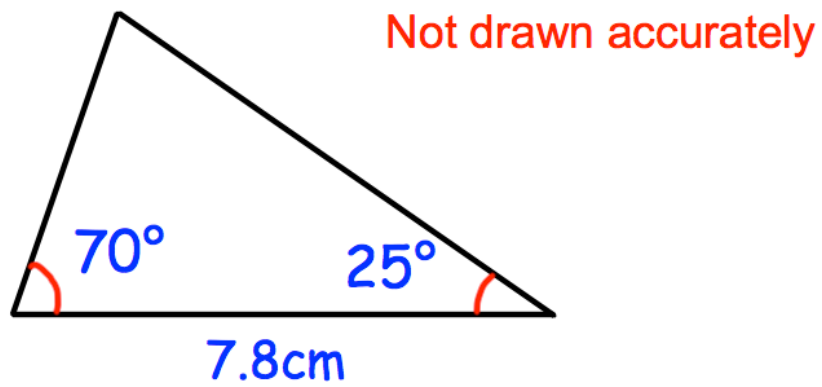


1. Shown below is a triangle that is not drawn accurately.



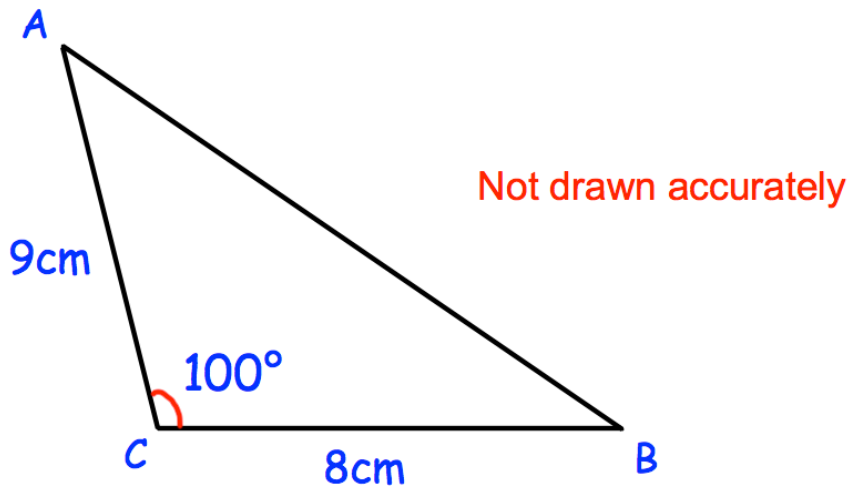
Make an accurate drawing of the triangle in the space below.

2. Shown below is a triangle that is not drawn accurately.



Make an accurate drawing of the triangle in the space below.

3. Shown below is triangle ABC.
It has not been drawn accurately.



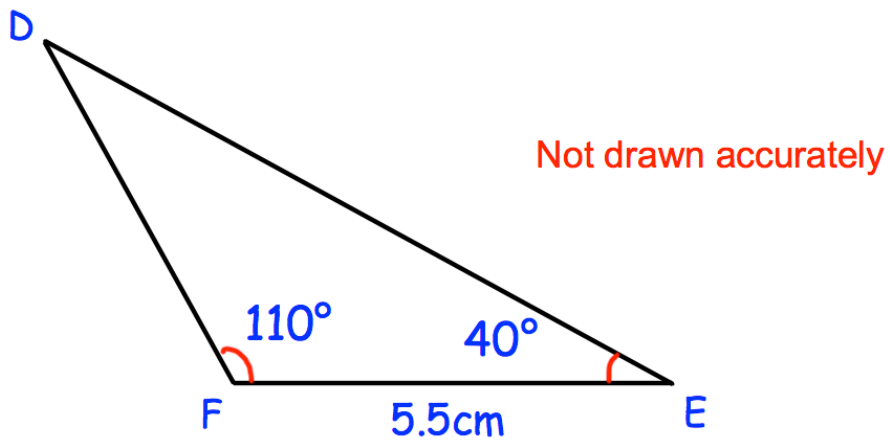
- (a) Make an accurate drawing of ABC in the space below.

(3)

- (b) Measure the actual length of AB.

.....cm
(1)

4. Shown below is triangle DEF.
It has not been drawn accurately.



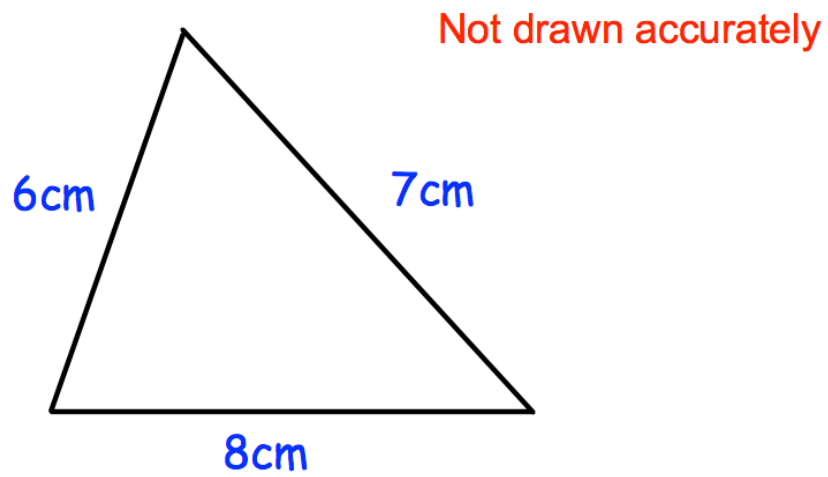
- (a) Make an accurate drawing of DEF in the space below.

(3)

- (b) Measure the actual length of DE.

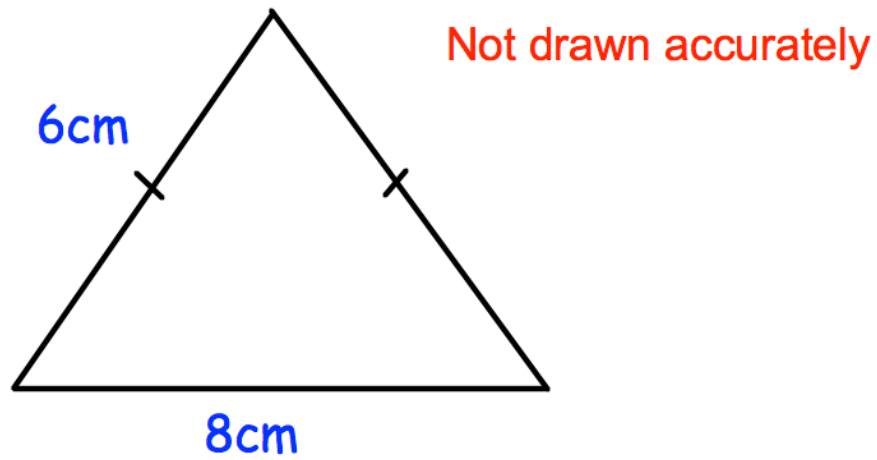
.....cm
(1)

5. Shown below is a triangle that has not been drawn accurately.



Accurately construct the triangle in the space below.

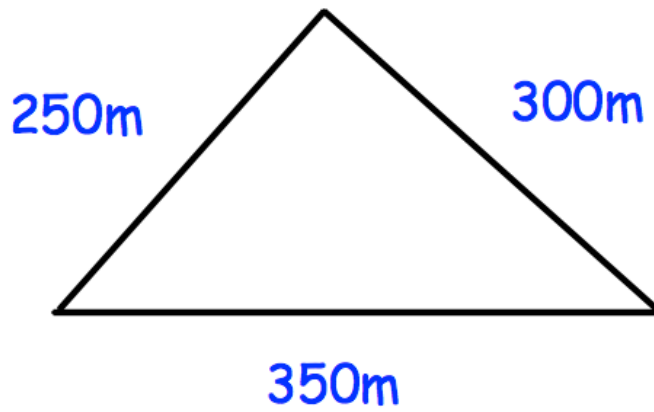
6. Shown below is an isosceles triangle that has not been drawn accurately.



Accurately construct the triangle in the space below.

7.

A triangular field is sketched below.
It has sides 250m, 300m and 350m.



Not drawn accurately

Draw the triangle accurately, using a scale of 1cm to 50m.

(3)