

Name: _____

Exam Style Questions

Bearings



Corbettmaths

Ensure you have: Pencil, pen, ruler, protractor, pair of compasses and eraser

You may use tracing paper if needed

Guidance

1. Read each question carefully before you begin answering it.
2. Don't spend too long on one question.
3. Attempt every question.
4. Check your answers seem right.
5. Always show your workings

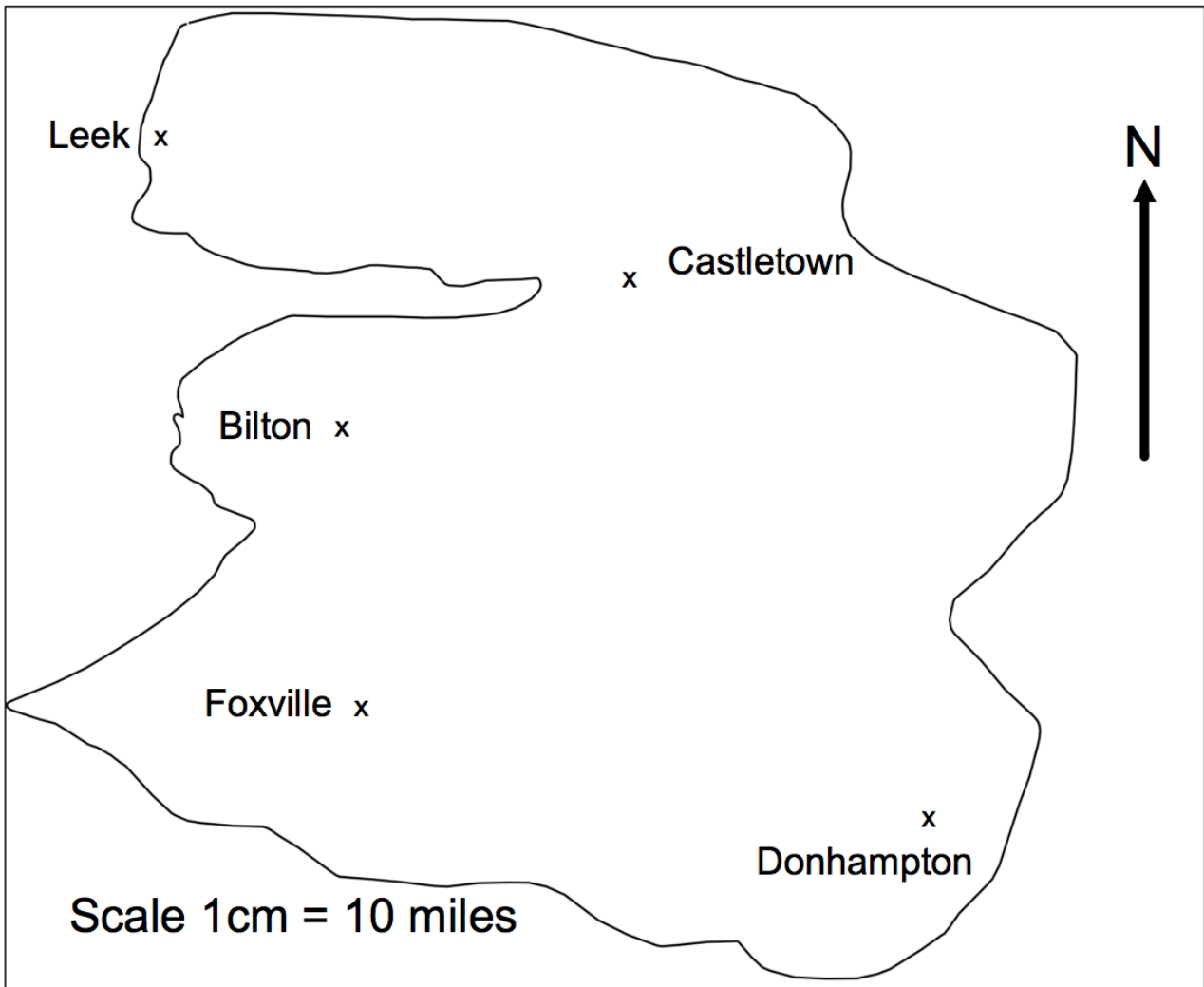
Revision for this topic

www.corbettmaths.com/contents

Video 26



1. This is a map of an island.



A helicopter flies in a straight line from Leek to Donhampton.

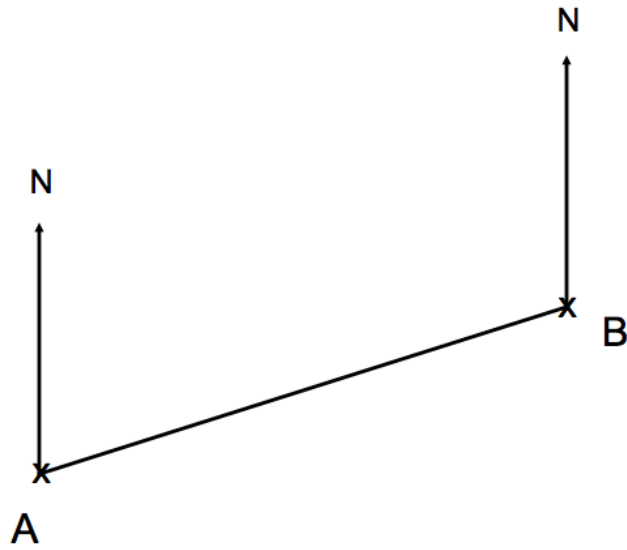
(a) How far does the helicopter fly?

.....miles
(2)

(b) Write down the bearing of Donhampton from Leek.

.....^o
(1)

2. The diagram shows the position of two houses, A and B, on a map.



(a) Measure the bearing of B from A.

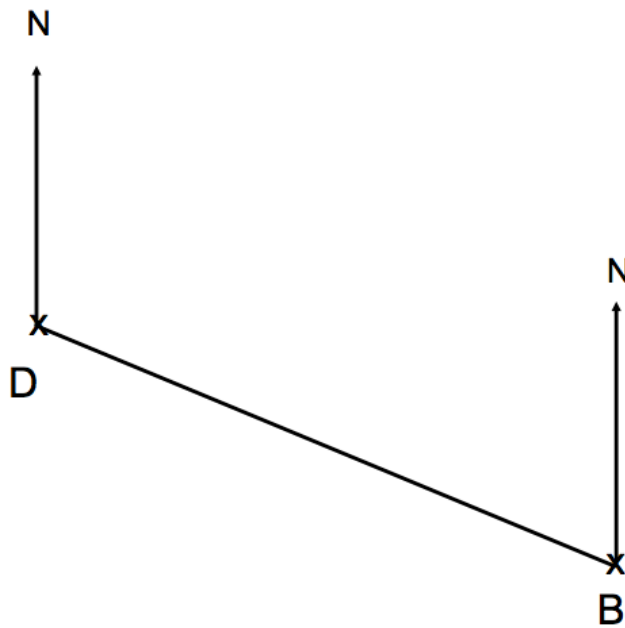
.....⁰
(1)

Another house C is on a bearing of 170° from B.
On the map, C is 5cm from B

(b) Mark the position of C with a cross (x) and label it C.

(2)

3. The diagram shows the position of a boat B and a dock D.



The scale of the diagram is 1 cm represents 2km.

(a) Work out the actual distance between the dock and the boat.

.....km
(2)

(b) Measure the bearing of the boat B from the dock D.

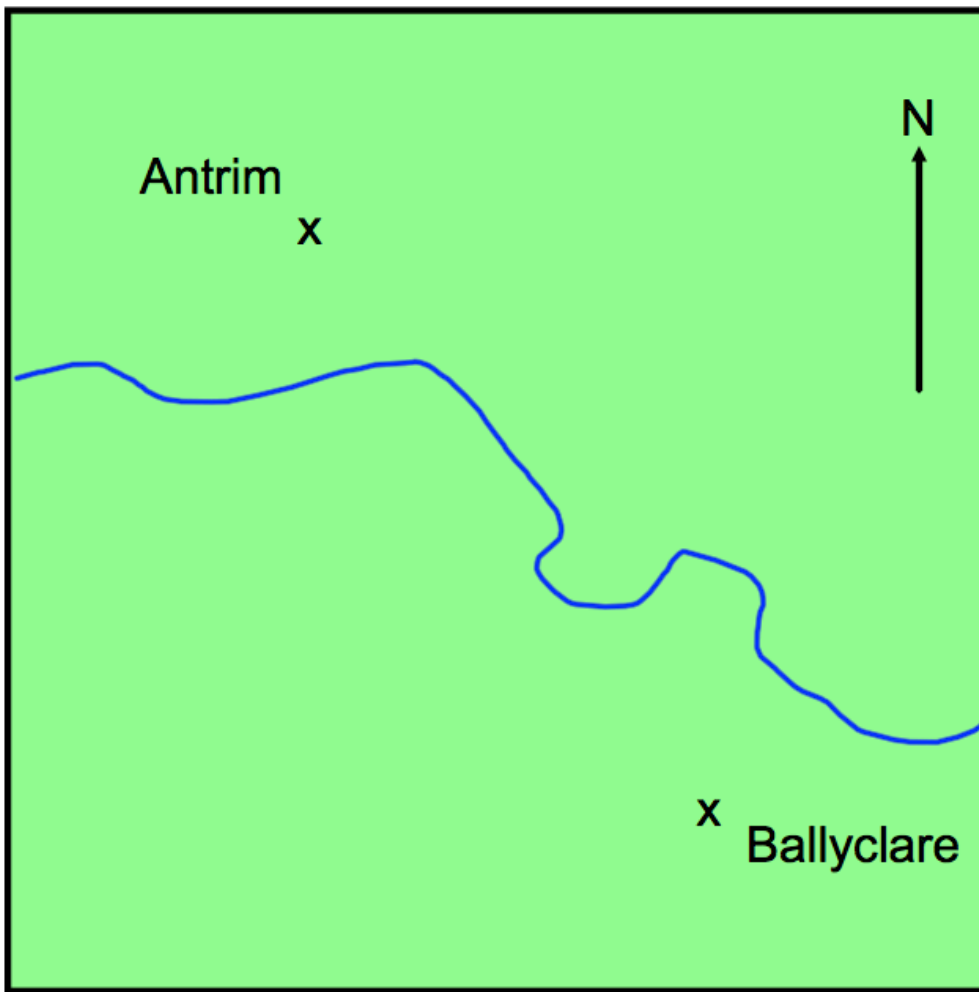
.....°
(1)

A yacht Y is 8km from the boat B on a bearing of 050°

(c) On the diagram, mark the position of yacht Y with a cross (x).
Label it Y.

(2)

4. The map below shows the position of two towns.



(a) Find the bearing of Ballyclare from Antrim.

.....^o
(1)

(b) Find the bearing of Antrim from Ballyclare.

.....^o
(1)

5.

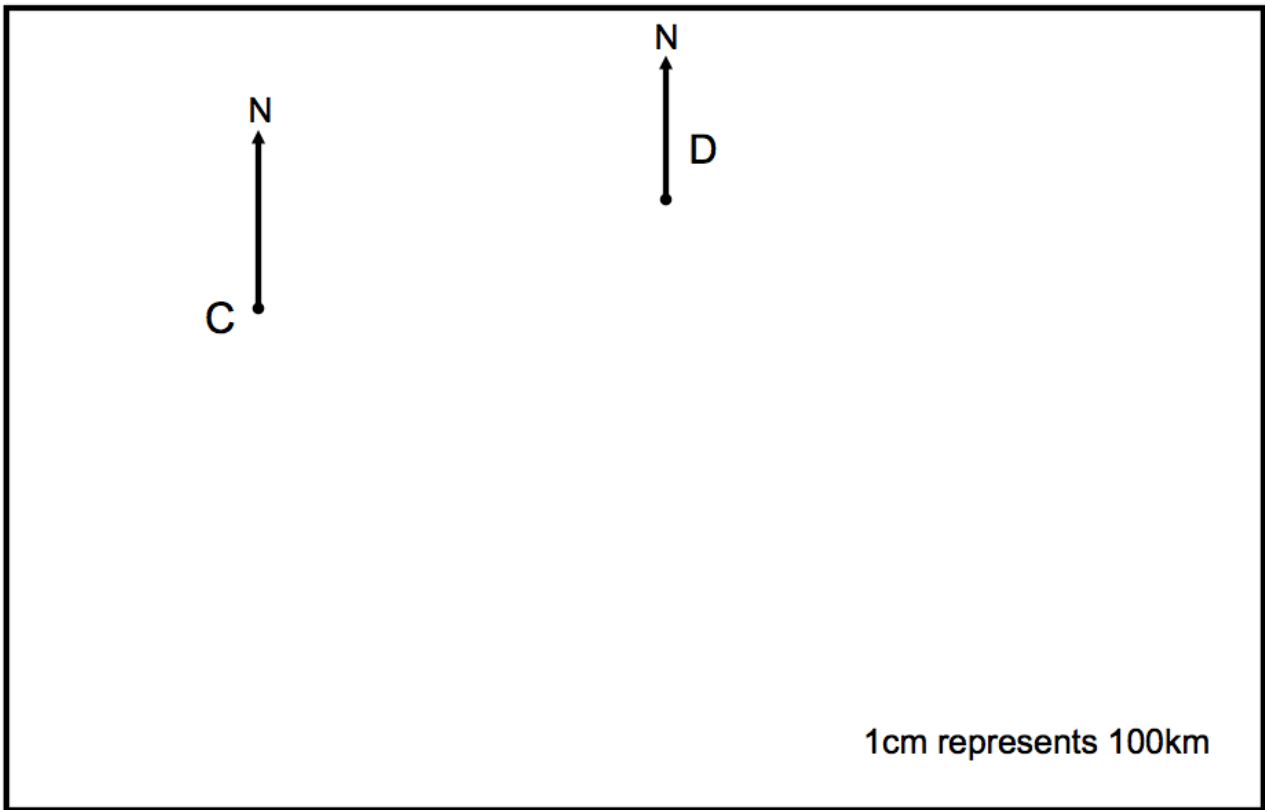


Diagram not drawn accurately

Work out the bearing of B from A.

.....⁰
(2)

6. The diagram shows the position of two cities C and D.



(a) Work out the actual distance of D from C.

.....km
(2)

(b) Find the three figure bearing of D from C.

.....^o
(1)

E is South-East of C.

(c) Write down the bearing of E from C.

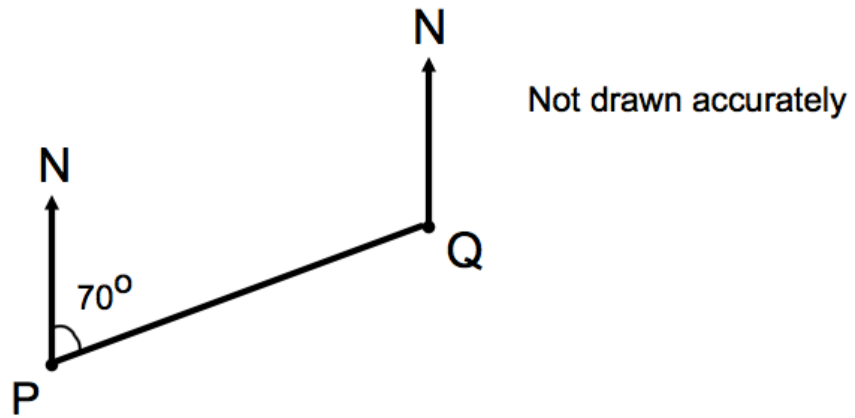
.....^o
(1)

E is also on a bearing of 190° from D.

(d) Mark the position of D on the diagram.

(2)

7. The diagram shows the position of two airplanes, P and Q.



The bearing of Q from P is 070° .

Calculate the bearing of P from Q.

.....⁰
(2)

8. The diagram shows the position of two people, A and B, who are on their Duke of Edinburgh expedition.



The bearing of person C from person A is 062°
The bearing of person C from person B is 275°

In the space above, mark the position of person C with a cross (x). Label it C.

(3)

9. The diagram shows the position of two towns, A and B.

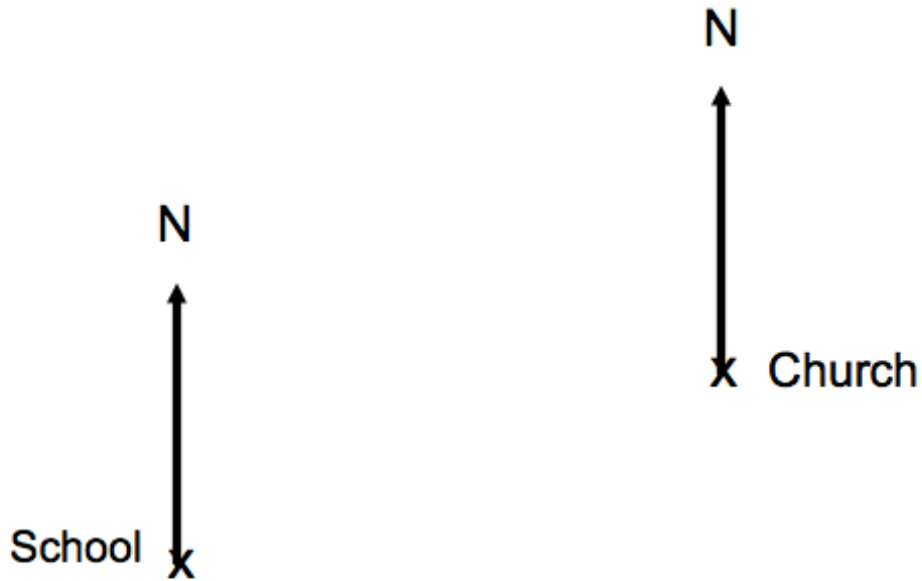


A rugby club, R, has bearing of 110° from town A.
The rugby club, R, has bearing 245° from town B.

In the space above, show the position of the rugby club R.
Mark the position with a cross (x) and label it R.

(3)

10. The map below shows the position of a church and a school.



The scale of the map is 1 : 10,000

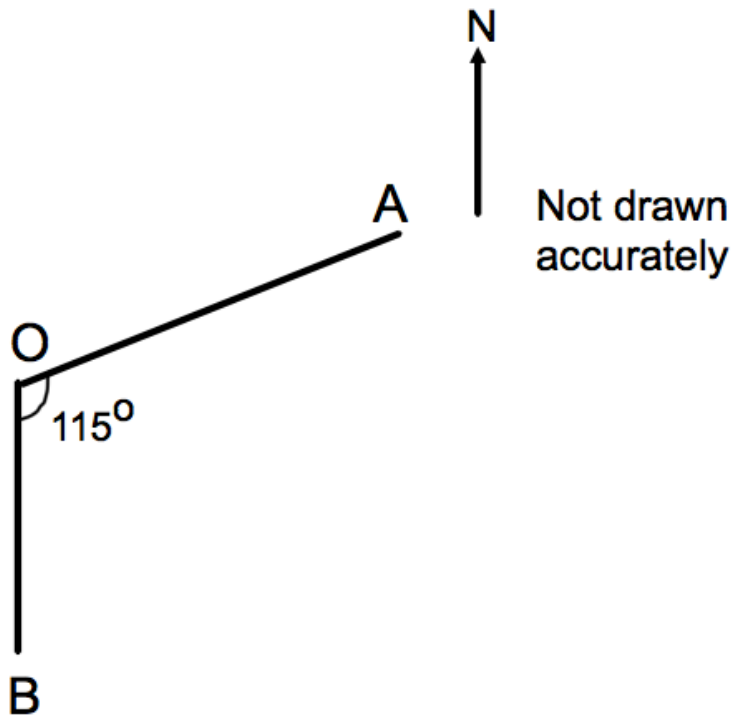
- (a) Find the actual distance between the church and school.
Give your answer in metres.

.....m
(2)

- (b) Find the bearing of the school from the church.

.....°
(2)

11. Gregory is at O and there are two roads, one towards A and another towards B. B is due South of O.



Gregory walks towards A.

- (a) On what bearing does he walk?

.....⁰
(2)

Joshua is at A and walks towards Gregory.

- (b) On what bearing does he walk?

.....⁰
(2)