

Area: Parallelograms
Video 44 on www.corbettmaths.com

Examples



Click here

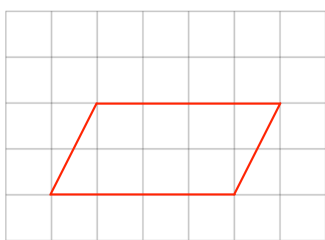


Scan here

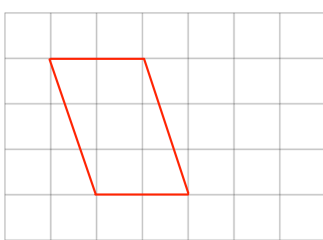
Workout

Question 1: The following parallelograms are drawn on centimetre-squared paper. Find the area of each.

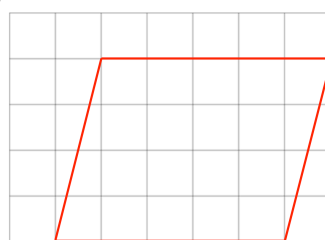
(a)



(b)

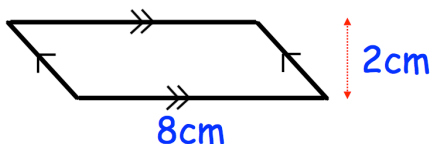


(c)

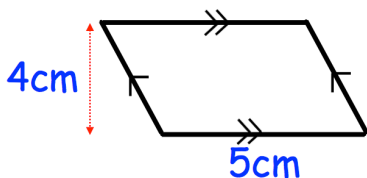


Question 2: Work out the area of each of the parallelograms below. Include suitable units.

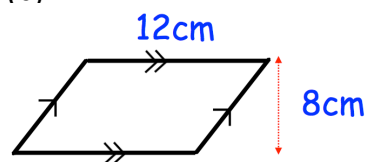
(a)



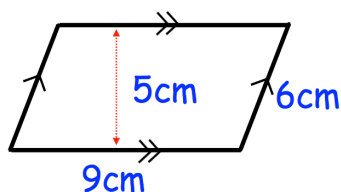
(b)



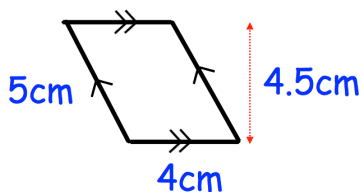
(c)



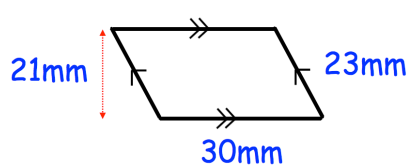
(d)



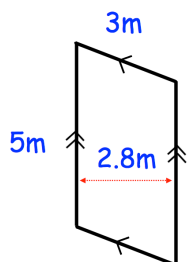
(e)



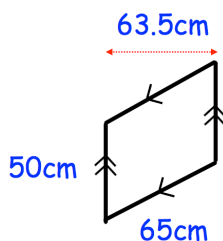
(f)



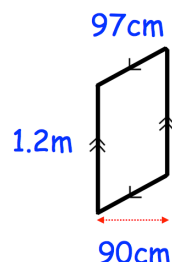
(g)



(h)



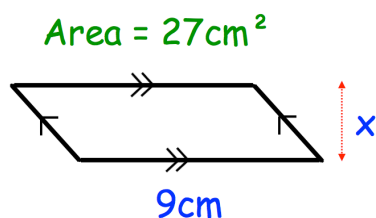
(i)



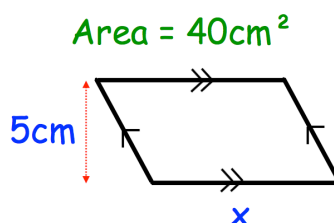
Question 3: A parallelogram has a base of 8cm and a perpendicular height of 6cm. Calculate the area of the parallelogram.

Question 4: The areas of each of the parallelograms has been given.
Calculate the length of the missing sides.

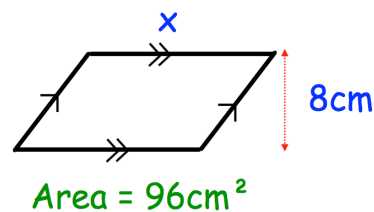
(a)



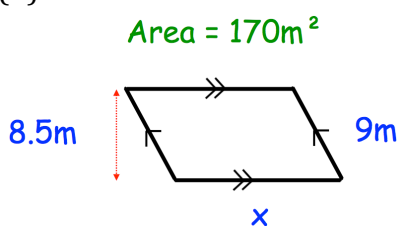
(b)



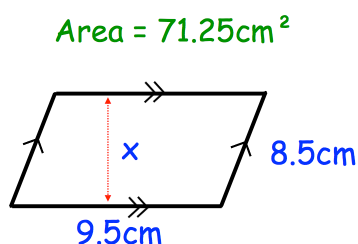
(c)



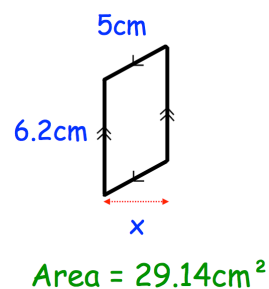
(d)



(e)



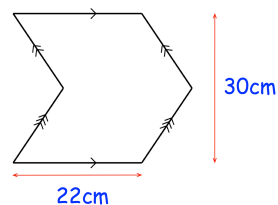
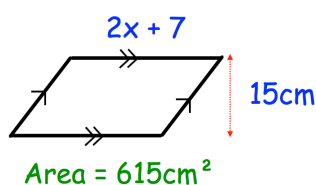
(f)



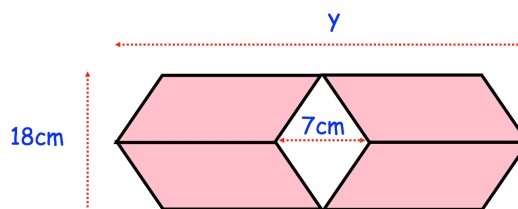
Apply

Question 1: The logo below is created by joining two congruent parallelograms.
Calculate the area of the logo.

Question 2: Find x



Question 3: A shape is made from 4 congruent parallelograms.
The area of the shape is 792cm^2
Find y



Answers



[Click here](#)



[Scan here](#)