

Name:

Exam Style Questions

Angles: Types, Measuring and
Drawing



Corbettmaths

Ensure you have: Pencil, pen, ruler, protractor, pair of compasses and eraser

You may use tracing paper if needed

Guidance

1. Read each question carefully before you begin answering it.
2. Don't spend too long on one question.
3. Attempt every question.
4. Check your answers seem right.
5. Always show your workings

Revision for this topic

www.corbettmaths.com/contents

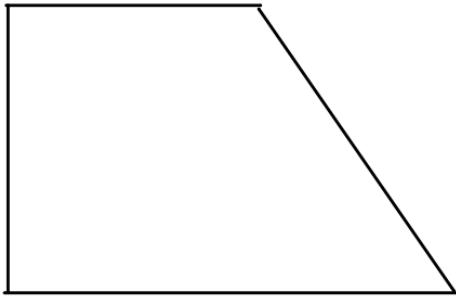
Video 28

Video 31

Video 38



1. Here is a trapezium.

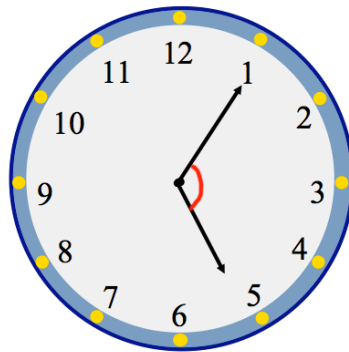


(a) Mark a right angle with a letter R. (1)

(b) Mark an acute angle with a letter A. (1)

(c) Mark an obtuse angle with a letter O. (1)

2. The clock shows the time, in the evening, James returns from work.



(a) Write down the time shown on the clock.
.....
(1)

(b) Circle the type of angle marked between the hour and minute hand.
Acute Right Obtuse Reflex
(1)

3. Emma measures 5 angles.
Shown below are the measurements and the type of angle.

180°

Reflex angle

79°

Acute angle

90°

Straight line

198°

Right angle

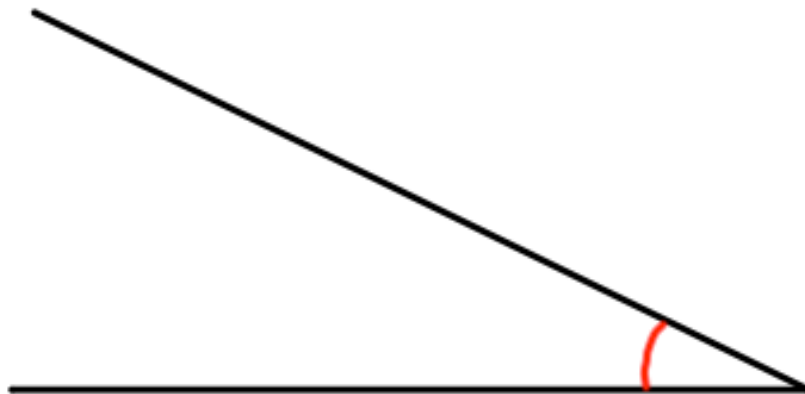
94°

Obtuse angle

Match each measurement to the correct type of angle.

(4)

- 4.



Measure the angle shown above.

.....⁰
(1)

5. Here is a list of words connected with angles.

Acute

Reflex

Obtuse

Right

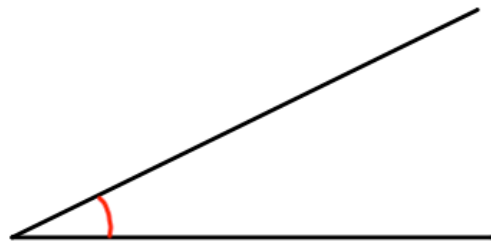
Straight

Full-turn

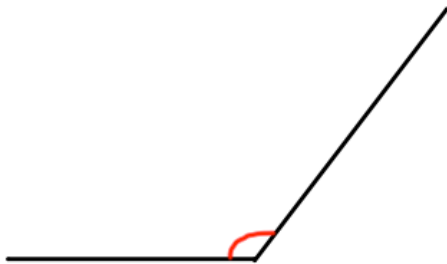
Choose the correct word to describe each angle.



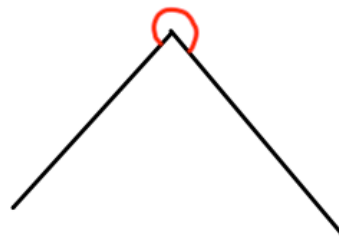
Answer angle



Answer angle

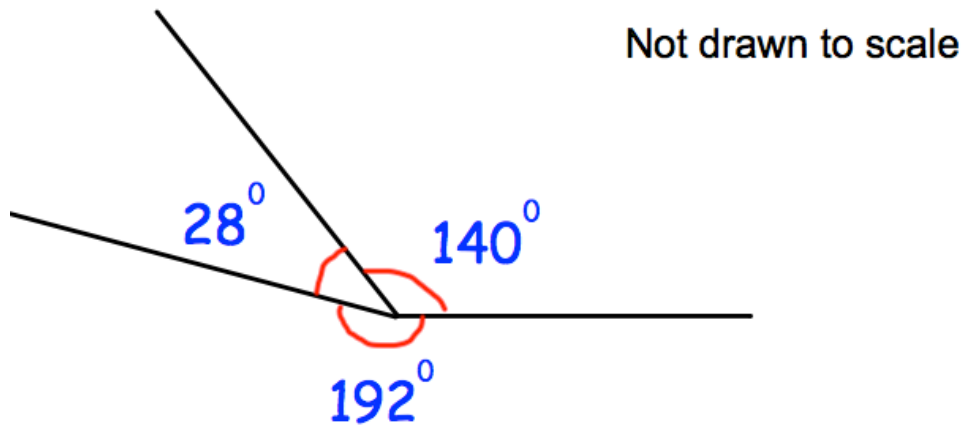


Answer angle



Answer angle

6. Three angles meet at a point.



(a) Write down the size of the acute angle.

.....degrees
(1)

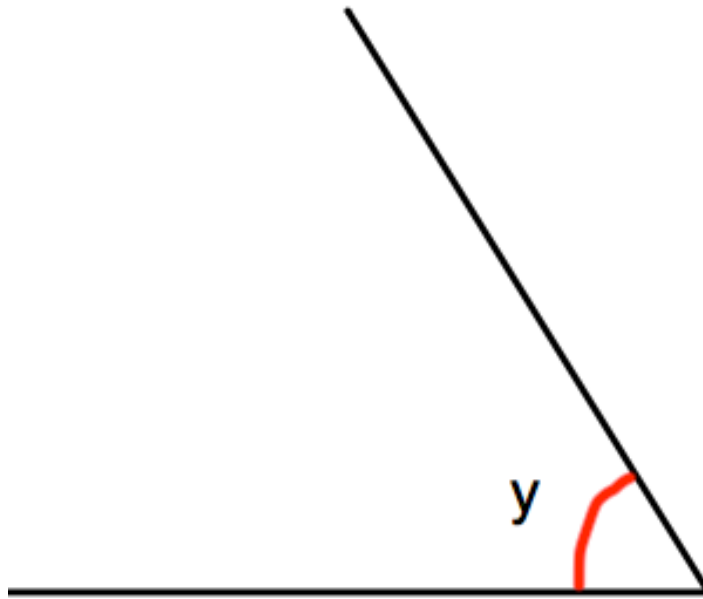
(b) Write down the size of the reflex angle.

.....degrees
(1)

(c) Find the sum of the three angles.

.....degrees
(1)

7. (a) Measure the size of angle y .

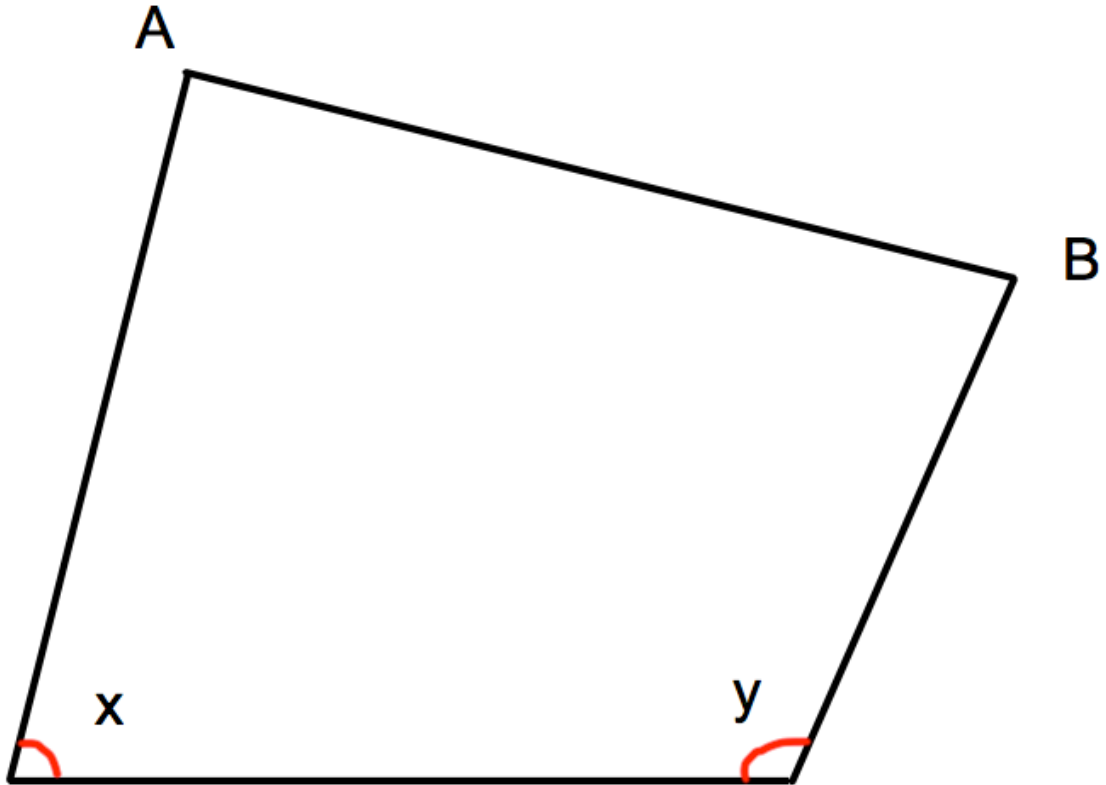


.....^o
(1)

(b) Draw and label an angle of 115°

(1)

8.



(a) Measure the length of the line AB.

.....cm
(1)


(b) What type of angle is x?

.....
(1)

(c) Measure the size of angle y.

.....°
(1)

9. (a) In the space below, draw an angle of 80° at A.



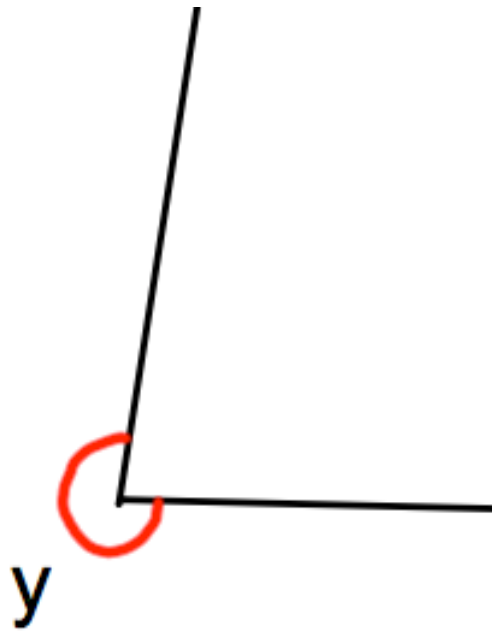
(1)

(b) In the space below, draw an angle of 225° at B.



(1)

10. Measure the reflex angle, y , shown below.



.....^o
(1)

11. Hannah is measuring an obtuse angle in her maths exam.
She has written the answer 32°

Her teacher has said she has looked at the outside number instead of the inside number on the protractor.

What angle should Hannah have put on her exam?

.....^o
(1)