

Name: \_\_\_\_\_

Exam Style Questions

# 2D Shapes



Corbettmaths

Ensure you have: Pencil, pen, ruler, protractor, pair of compasses and eraser

You may use tracing paper if needed

## Guidance

1. Read each question carefully before you begin answering it.
2. Don't spend too long on one question.
3. Attempt every question.
4. Check your answers seem right.
5. Always show your workings

Revision for this topic

[www.corbettmaths.com/contents](http://www.corbettmaths.com/contents)

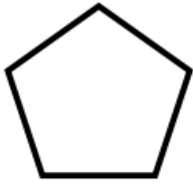
## Video 1



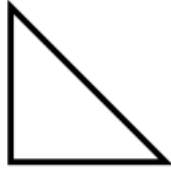
1. The names of five shapes are given.

pentagon      triangle      hexagon      kite      rectangle

Three of them are drawn below.



A



B



C

Complete these statements.

Shape A is called a .....

Shape B is called a .....

Shape C is called a .....

**(3)**

---

2. (a) How many sides has a hexagon?

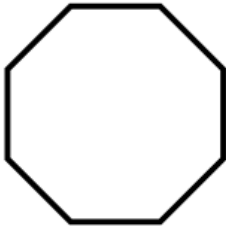
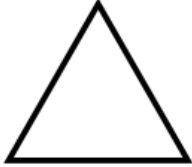
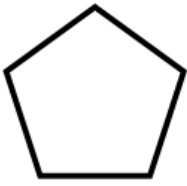
.....sides

**(1)**

(b) Draw an octagon.

**(1)**

3. Below is a list of shapes and their names.



Pentagon

Octagon

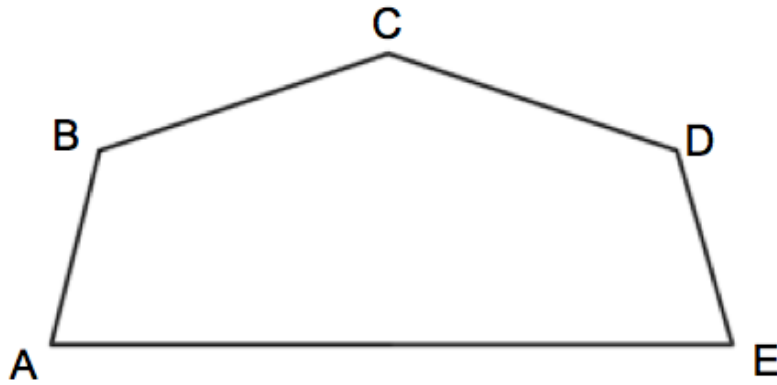
Heptagon

Triangle

Match each shape to the correct name.

(4)

4. Shown is a shape ABCDE.



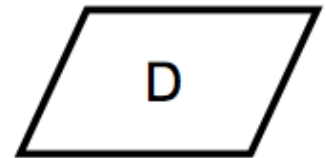
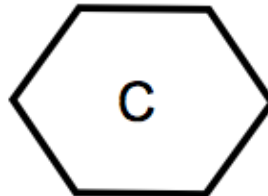
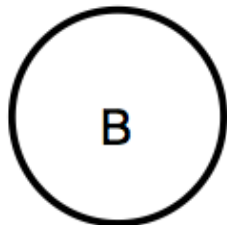

(a) What is the name of shape ABCDE?

.....  
(1)

(b) Measure the length of line AE.

.....cm  
(1)

5.



(a) Which shape is a circle?

Shape.....  
(1)

(b) Which shape is a hexagon?

Shape.....  
(1)

(c) Which shape is a square?

Shape.....  
(1)

(d) Which shape is a parallelogram?

Shape.....  
(1)